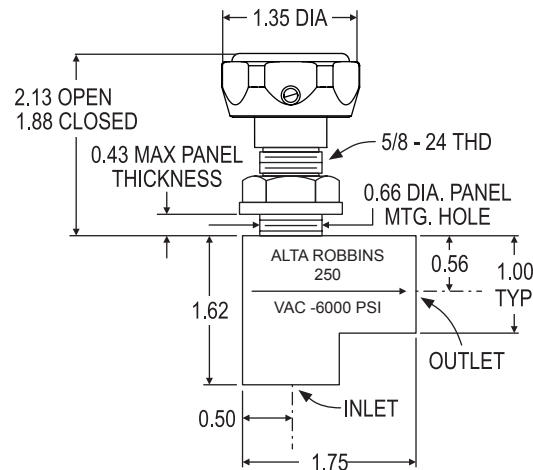
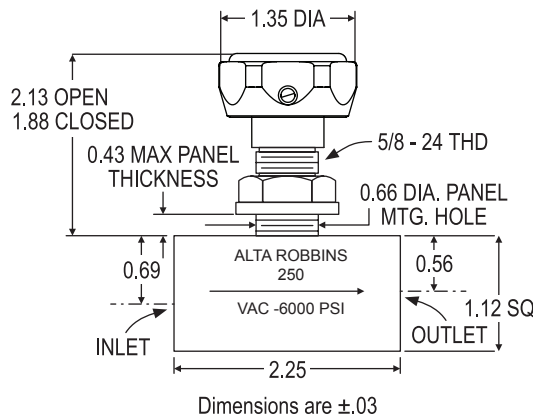


ALTA ROBBINS



- For liquid and gaseous applications requiring leakproof sealing in operation from vacuum to 6000 psi
- Stem threads sealed out of fluid flow for less wear and longer life
- Low operating and shutoff torque
- Fine metering control
- Low pressure drop
- 4-to-1 safety factor
- Simple to service - all functional parts can be removed for cleaning or replacement without disturbing body connections using standard tools
- Unique seat containment - Replaceable, large soft seat is fully contained in bonnet which provides fine metering control, zero leakage, and long service life
- Panel mounted in seconds without exposing functional parts



TECHNICAL DATA

MAX OPERATING PRESSURE: 6000 PSI*
VACUUM RATING: 1x10⁻⁵ mm Mercury
SAFETY FACTOR: 4:1
CV: Angle=0.16; Globe=0.14
INTERNAL & EXTERNAL LEAKAGE: Zero
ORIFICE DIAMETER: 0.125 Inch
BODY MATERIAL:
 303 SS (Passivated)
 316 SS (Passivated)
 Aluminum (Anodized)
O-RING MATERIAL: Buna-N (Standard)
OPERATING TEMPERATURE: -40°F to +250°F
HANDLE TURNS TO OPEN: 7 (Approximate)

**PTFE O-rings reduce the max operating pressure to 3000 psi. PTFE O-rings are only available for the stem (Item E, X 2). A Kalrez O-ring will be supplied for the bonnet (Item F). This combination is identified with the valve or soft goods kit as Rev A.*

ORDERING INFO

SSKG250-4T

BODY MATERIAL _____
 303 SS (SS)
 ALUMINUM (A)
SEAT MATERIAL _____
 KEL-F (K)
 *PTFE (T)
 NYLON (N)
BODY STYLE _____
 GLOBE (G)
 ANGLE (A)
PORT SIZE _____
 1/4" (4)
PORTS _____
 MS33649 (T)
 MC240 (C)
 NPT (P)
 AS5202 (S)

OPTIONS

ADD THE FOLLOWING DASH CODES TO THE END OF THE PART NUMBER

O-RING MATERIAL

VITON	-12
BUTYL	-91
ETHYLENE-PROPYLENE	-06
*PTFE	-11
KALREZ	-08
BUNA-N FOR MTBE	-59

MISCELLANEOUS

SEAT W/METAL INSERT	-763
316 SS	-768
316 SS & SEAT W/METAL INSERT	-787

**Solid PTFE seats reduce the max operating pressure to 3000 psi. Using a PTFE Seat, with metal insert increases max operating pressure to 6000 psi.*

MAINTENANCE

Valve can be serviced without removal from line using standard tools.

IMPORTANT: Lubricate Stem Threads and Stem O-Rings regularly with Halocarbon 25-5S or equal.

REPLACEMENT OF SEAT AND/OR O-RING SEALS

1. Open valve fully. Loosen Handle Set Screw and remove Handle, Locknut, and Washer.
2. Unscrew Bonnet and remove Bonnet O-ring.
3. Using Handle as a wrench, screw Stem out of Bonnet clockwise, thereby ejecting Seat and Stem. Remove Stem O-rings.
4. Clean all parts well with solvent. Lightly lubricate stem threads and all O-Rings. Install Bonnet and Stem O-rings.
5. Screw Stem into Bonnet until engaged with Bonnet threads. Use Handle to retract Stem to full limit.
6. Replace Seat in Bonnet cavity, chamfered end first, making sure it is well seated.
7. Replace Bonnet Assembly in Body, torquing to 45 inch pounds for PTFE Seats, 100 inch pounds for Kel-F Seats, and 125 inch pounds for Nylon and all Metal Insert Seats.
8. Replace Washer, Replace Locknut, torquing to 100 inch pounds. Replace Handle and tighten Set Screw securely.

***PTFE O-rings reduce the max operating pressure to 3000 psi. PTFE O-rings are only available for the stem (Item E, X 2). A Kalrez O-ring will be supplied for the bonnet (Item F). This combination is identified with the valve or soft goods kit as Rev A.**

REPLACEMENT PARTS

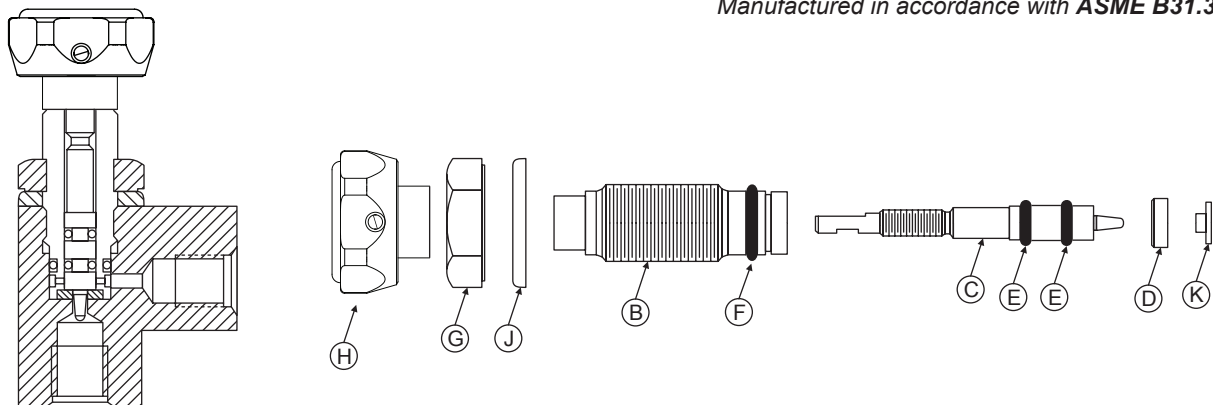
NAME	PART #
B Bonnet	2AB
C Stem	3B
D Seat, Kel-F	4B-41
- Seat, Nylon	4B-21
- Seat, PTFE	4B-11*
K Seat, Kel-F with Metal Insert	A4B-41
- Seat, Nylon with Metal Insert	A4B-21
- Seat, PTFE with Metal Insert	A4B-11
E O-Ring, Stem- 2 required	5006-56
Buna-N, -006, 90 durometer	
F O-Ring, Bonnet	5012-51
Buna-N, -012, 70 durometer	
G Locknut	6AB
H Handle with Set Screw	A48-1
- Set Screw (#8-32x1/4 Ig Half Dog Pt)	10386-4
J Washer	5AB
- O-Ring Installation Mandrel	T-221-1

- Bonnet Assembly (B,F,C,E(2), D)	
- Kel-F Seat	KA51
- Nylon Seat	NA51
- PTFE Seat	TA51*

For Metal Insert, add -763 to Bonnet Assembly part number
Consists of all functional parts, sealed and ready to install in body

- Soft Goods Kit (D, E (2), F)	
- Kel-F Seat	4005-4-1
- Nylon Seat	4005-2-1
- PTFE Seat	4005-1-1*

For Metal Insert add -763 to Soft Goods Kit part number
See Options section for optional o-ring part numbers.
***Solid PTFE seats reduce the max operating pressure to 3000 psi. Using a PTFE seat with metal insert increases max operating pressure to 6000 psi.**



Manufactured in accordance with **ASME B31.3**

110 SOUTH 1200 WEST, LINDON UTAH 84042 · PHONE (801) 785-1114 · FAX (801) 785-4333 · WEB ALTAROBINS.COM

WARRANTY: ALTA ROBBINS WARRANTS TO THE PURCHASER OF ITS PRODUCTS THAT ANY PART THEREOF WHICH PROVES TO BE DEFECTIVE IN MATERIAL OR WORKMANSHIP WITHIN ONE YEAR FROM THE DATE OF ORIGINAL PURCHASE FOR USE WILL BE REPLACED FREE OF CHARGE. THIS WARRANTY DOES NOT APPLY TO DAMAGES RESULTING FROM ACCIDENTS, ALTERATIONS, MISUSE, OR ABUSE.

NOTICE: THE DESIGNS, DATA, AND/OR PROCESSES SET FORTH HEREIN OR IN CONNECTION HERewith ARE DIRECTLY RELATED TO PRODUCTS OF ALTA ROBBINS.