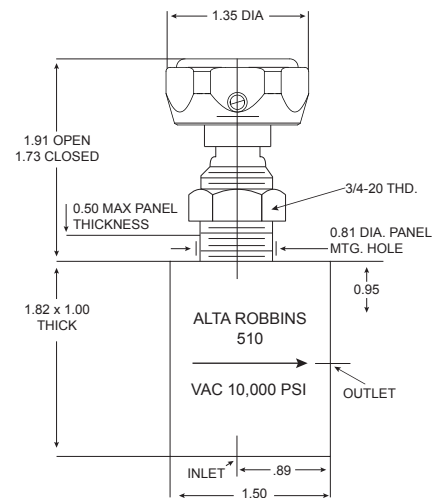
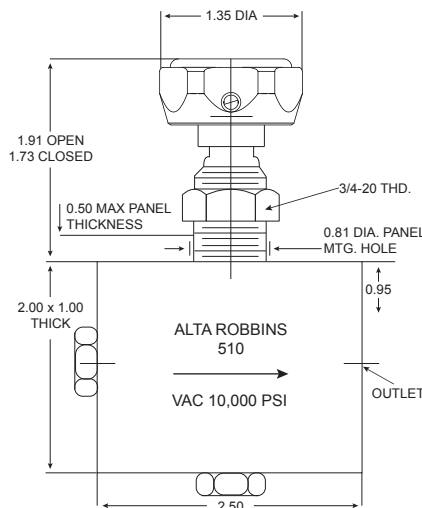
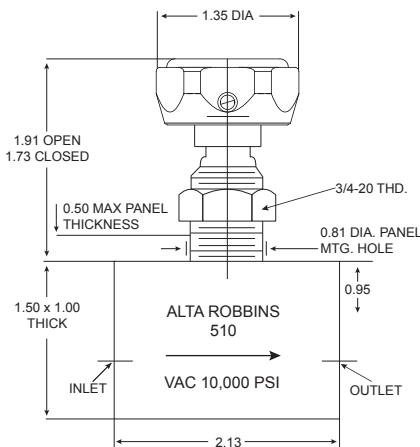


ALTA ROBBINS



- For liquid and gaseous applications requiring leakproof sealing in operation from vacuum to 10000 psi
- Simple to service - all functional parts can be removed for cleaning or replacement without disturbing body connections using standard tools
- Stem threads sealed out of fluid flow for less wear and longer life
- Low operating and shutoff torque
- Unique seat containment - Replaceable, large soft seat is fully contained in bonnet which provides fine metering control, zero leakage, and long service life
- Fine metering control
- Low pressure drop
- Panel mounted in seconds without exposing functional parts
- 4-to-1 safety factor



TECHNICAL DATA

MAX OPERATING PRESSURE: 10,000 PSI

SAFETY FACTOR: 4:1

CV: Angle=0.35; Globe=0.28

3 Port

Angle = .42

Line = .36

INTERNAL & EXTERNAL LEAKAGE: Zero

ORIFICE DIAMETER: 0.160 Inch

BODY MATERIAL: 316 SS (Passivated)

O-RING MATERIAL: Buna-N (Standard)

SEAT MATERIAL: Kel-F

OPERATING TEMPERATURE: -40°F to +250°F

PORTS: See Table

WEIGHT: (APPROXIMATE)

Globe: 1.06 lb

Angle: .94 lb

3-Port: 1.56 lb

MAX. HANDLE TORQUE: 15 In lbs

HANDLE TURNS TO OPEN:

5 1/2 (Approximate)

ORDERING INFORMATION

	MODEL NUMBER	PORTS	PORT SIZE
GLOBE	510G-KA5-4T4T	MS33649	1/4"
	510G-KA5-4S4S	AS5202	1/4"
	510G-KA5-4A4A	Aminco	1/4"
ANGLE	510A-KA5-4T4T	MS33649	1/4"
	510A-KA5-4S4S	AS5202	1/4"
	510A-KA5-4A4A	Aminco	1/4"
3-PORT	510T-KA5-6T6T6T	MS33649	3/8"
	510T-KA5-6T6T4T	MS33649	Inline: 3/8" Bottom: 1/4"
	510T-KA5-6S6S6S	AS5202	3/8"
	510T-KA5-6S6S4S	AS5202	Inline: 3/8" Bottom: 1/4"
	510T-KA5-6A6A6A	Aminco	3/8"
	510T-KA5-6A6A4A	Aminco	Inline: 3/8" Bottom: 1/4"

MAINTENANCE

Valve can be serviced without removal from line using standard tools.

IMPORTANT: Lubricate Stem Threads and Stem O-Rings regularly with Halocarbon 25-5S or equal.

DISASSEMBLY:

1. Open valve fully and remove Handle (D).
2. Remove Panel Nut (F). Unscrew and remove Bonnet Assembly (A). (If replacing Bonnet Assembly as a unit, insert new Bonnet Assembly, tightening to 250 inch pounds torque. Replace Panel Nut and Handle — disregarding remaining instructions.)
3. Remove Stem (L) from Bonnet (C) by screwing in a clockwise direction thereby ejecting Seat Retainer Insert (J) and Seat (G) from Seat Retainer (H).
4. Remove O-Rings (E and M), Backup Ring (B), and Seat Retainer Seal (K).

ASSEMBLY:

Making sure parts are thoroughly clean:

1. Before assembly, lubricate Stem Threads, Stem Body, Internal and External Bonnet Threads and O-Ring Cavity of Bonnet.
2. Install Seat Retainer (H) on Stem (L).
3. Install O-Rings (E and M) on Stem so it holds Seat Retainer against Stem Shoulder.
4. Install Backup Ring (B) on Bonnet (C) and place Seat Retainer Seal (K) on shoulder of Bonnet.
5. Screw Stem through the Backup Ring (B) into Bonnet Threads, pulling the Seat Retainer (H) into the Bonnet. Use caution to ensure that seat retainer seal (K) is in correct position.
6. Install Seat Retainer Insert (J) into Seat Retainer (H), making sure Beveled Face is toward end of Stem.
7. Install Seat (G), making sure I.D. Chamfer is toward end of Stem.
8. Install Assembled Bonnet in Body and tighten to 250 inch pounds torque. Install Panel Nut and tighten to 100 inch pounds torque.
9. Place Handle (D) on Stem and tighten Set Screw to 14 inch pounds torque.

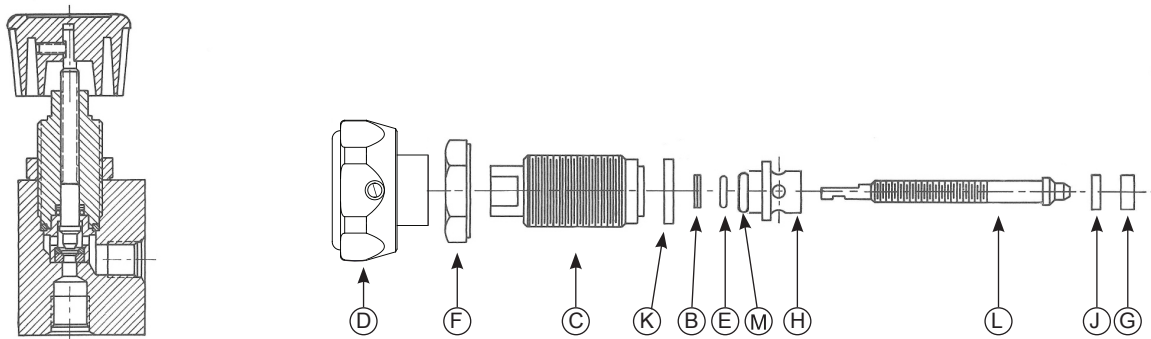
REPLACEMENT PARTS

NAME	PART NUMBER
B Backup Ring	10447
C Bonnet	510-2-1
D Handle with Set Screw	510-107
- Set Screw (#8-32x1/4 lg Half Dog Pt)	10385-4
E O-Ring	5009-56
F Panel Nut	510-5-1
G Seat	510-4-K
H Seat Retainer	510-8-1
J Seat Retainer Insert	510-10-1
K Seat Retainer Seal	510-17-T
L Stem	510-3-8
M O-Ring	5014-51
- 1/4" Sealing Plug with O-Ring	A56-4
- O-Ring, Buna-N	6004-55
- 3/8" Sealing Plug with O-Ring	A56-6
- O-Ring, Buna-N	6006-55
- O-Ring Installation Mandrel	T-221-6

- **Bonnet Assembly (C,K,B,E,M,H,L,J,G)**
- Kel-F Seat 510-102

Consists of all functional parts, sealed and ready to install in body

- **Soft Goods Kit (D, E (2), F)**
- Kel-F Seat 4024-4-1



110 SOUTH 1200 WEST, LINDON UTAH 84042 · PHONE (801) 785-1114 · FAX (801) 785-4333 · WEB ALTAROBINS.COM

WARRANTY: ALTA ROBINS WARRANTS TO THE PURCHASER OF ITS PRODUCTS THAT ANY PART THEREOF WHICH PROVES TO BE DEFECTIVE IN MATERIAL OR WORKMANSHIP WITHIN ONE YEAR FROM THE DATE OF ORIGINAL PURCHASE FOR USE WILL BE REPLACED FREE OF CHARGE. THIS WARRANTY DOES NOT APPLY TO DAMAGES RESULTING FROM ACCIDENTS, ALTERATIONS, MISUSE, OR ABUSE.

NOTICE: THE DESIGNS, DATA, AND/OR PROCESSES SET FORTH HEREIN OR IN CONNECTION HERewith ARE DIRECTLY RELATED TO PRODUCTS OF ALTA ROBINS.