

**ALTA - ROBBINS
MODEL 100-SS
U-TYPE MANOMETER**
WALL MOUNT / PANEL MOUNT / TABLE MOUNT

RANGE	A (Length)	With Three Valve Manifold add 2.5" to given length.
6"	9.61	
10"	14.24	
15"	17.92	
20"	23.17	
24"	27.49	
30"	33.67	
36"	39.92	
50"	54.30	

With Table Mount Stand
add 3" to given length.

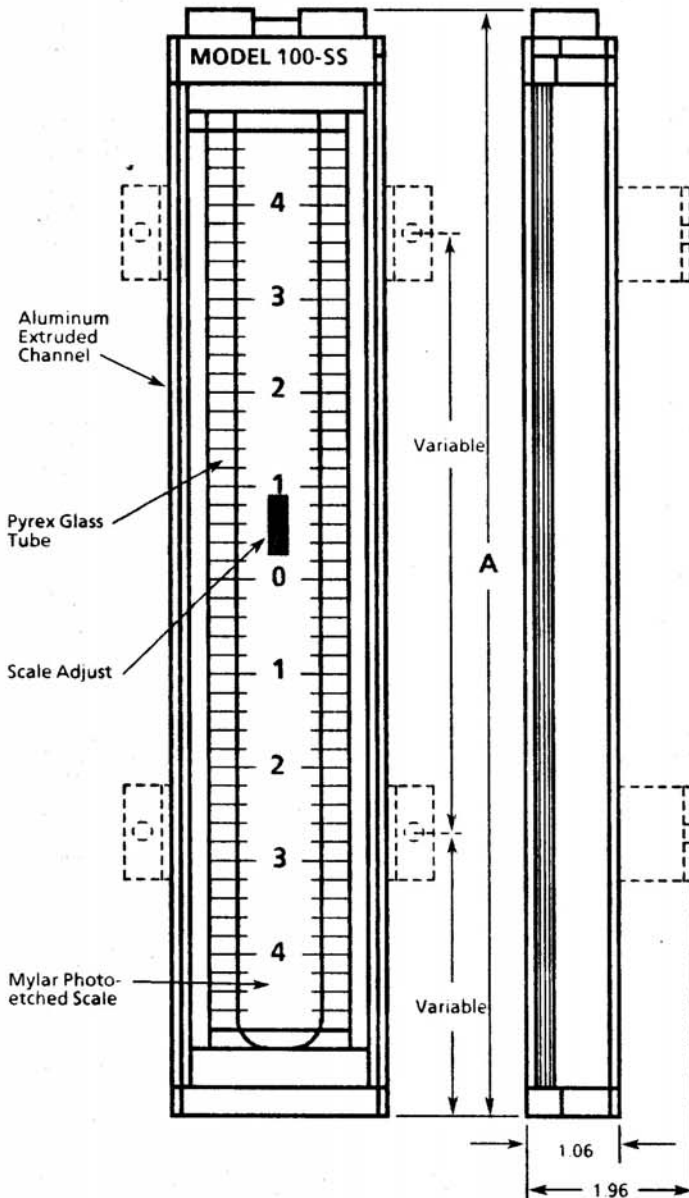
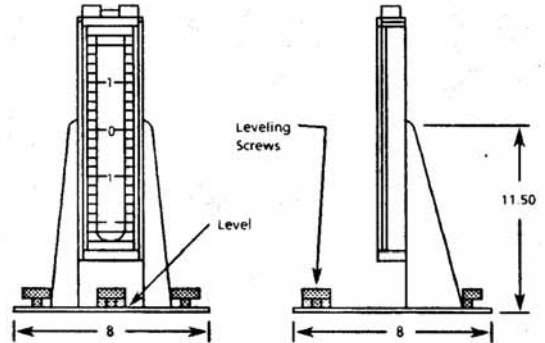
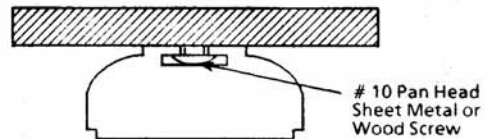


TABLE MOUNT



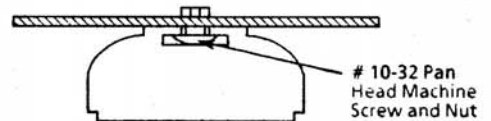
WALL MOUNT

Top View - Cut Away

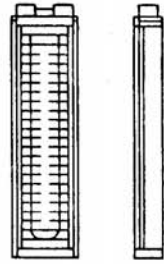


PANEL MOUNT

Top View - Cut Away



MODEL 100-SS SPECIFICATIONS



TO ORDER SPECIFY:

Model Number
Range
Scale
Indicating Fluid
Options
Accessories

RANGES - INCHES

6, 10, 20, 24, 30, 36, 50 Inches

PRESSURE RATING

250 PSIG Standard

FINISH - CHANNEL

Black Anodized

SCALES

Curved Anti-Parallax Quick Change Design

WETTED PARTS

316 Stainless Steel
Pyrex Glass
Viton (O-Ring seals)

INDICATING FLUID

FLUID	SP. GR.
R827 Red Oil	0.827
G1000 Green Con.	1.000
R100 Red Oil	1.00
Y120 Yellow Oil	1.20
B175 Blue Fluid	1.75
R295 Red Fluid	2.95
CA3000 Mercury	13.54

MOUNTING STYLES

Wall Mount
Front of Board Mount (Wall or Panel)
Flush Front Mount (Panel)
Table Mount

SCALE GRADUATIONS

- A** - Linear inches and tenths
 - B** - Inches water pressure using mercury calibrated dry
 - C** - Pounds and tenths using mercury (PSI)
 - F** - Linear centimeters and millimeters
 - G** - Inches and tenths water pressure using R827 Red Oil
 - H** - Inches and tenths water pressure using B175 Blue Fluid
 - I** - Inches and fifths water pressure using R295 Red Fluid
 - AS** - Airspeed knots, MPH
- Special - Provide all data

ACCESSORIES

Return Well
Line Trap
Three Valve Manifold

OPTIONS

GFN (Glass Filled Nylon) Head
Plexiglas Window
Mounting Brackets

Approximate Net Weight and Fluid Requirements

Range (inches)	6	10	15	20	24	30	36	50
Weight (pounds)	1.0	1.5	1.75	2.0	2.5	3.0	3.5	4.5
Mercury (pounds)	.3	.4	.6	.7	.8	1.0	1.2	1.6
R-295 Fluid (pounds)	.1	.1	.2	.2	.2	.25	.25	.4
Fluid Ounces	.4	.5	.6	.75	.9	1.0	1.3	1.75